



RAL STAINER

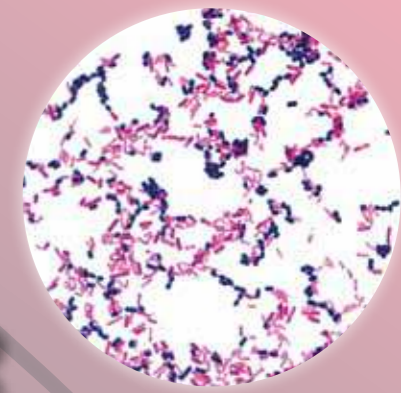
Technical features

- Bath staining machine
- LCD touch screen
- Functions with the RAL Staining Kits
- Autonomy from 1 to 20 slides (2 carriers of 10 slides)
- 2 loading/unloading/drying zones
- 4 staining stations, 1 rinsing station
- Rinsing liquid reservoir
- Automatic waste removal in 10L container

- Height: 58.7cm – Diameter: 40cm
- Weight : 28 kg
- Supply voltage range : 110-230V/50-60Hz/150 VA

Reference : 405000

Made in France



RAL STAINER

STANDARDIZE AND SECURE YOUR STAINING PROTOCOLS IN BACTERIOLOGY

KITS RAL STAINER Technical features

Item	Reference	Suitable for	Life Span
Kit RAL Stainer Gram-Nicolle	360220-0000	500 slides	14 days after opening
Kit RAL Stainer Gram-Hücker	360210-0000	500 slides	14 days after opening
Kit RAL Stainer 555	360250-0000	300 slides	14 days after opening



Kit RAL Stainer Gram-Nicolle
 Carbolic Gentian Violet 1 x 200 ml
 Lugol, PVP-Stabilized Solution 1 x 200 ml
 Differentiator 1 x 200 ml
 Ziehl Carbolic Fuchsin 1/10 1 x 200 ml



Kit RAL Stainer Gram-Hücker
 Crystal Violet Oxalate 1 x 200 ml
 Lugol, PVP-Stabilized Solution 1 x 200 ml
 Fast differentiator 1 x 200 ml
 Safranin 1 x 200 ml



Kit RAL Stainer 555
 Fix-RAL 555 1 x 200 ml
 Eosin-RAL 555 1 x 200 ml
 Blue-RAL 555 1 x 200 ml



RAL INSTRUMENTS is a subsidiary of **RAL DIAGNOSTICS**

RAL DIAGNOSTICS - Site Montesquieu - 33650 Martillac - FRANCE
 E-mail: commercial@ral-diagnostics.fr
 Tel: +33 (0) 557 960 404 - Fax: +33 (0) 557 960 405

www.ral-diagnostics.com

ISO 9001 : 2008 and ISO 13485 : 2003 Certification




● SIMPLE

● EFFICIENT

● INTELLIGENT

● SAFE




noncontractual pictures

ref. 1.2288-V02




RAL STAINER



RAL STAINER is an easy to use automated staining unit, compact and efficient, equipped with an original RFID system eliminating any protocol errors.

High quality reproducible staining can be achieved with it through the combination of new RAL stains and a robust reliable mechanism.

RAL STAINER is the ideal flexible solution for laboratories to handle their routine analyses.



INTELLIGENT

- Intuitive user interface with LCD touch screen
- Ready for immediate use through pre-programmed, customisable protocols
- Monitoring of consumables
- Rinsing and effluent liquid level detection
- Traceability of cycles performed and consumables

SIMPLE

- Ready-to-use reagents to place directly into the apparatus
- Holds 1 to 20 slides (2 baskets of 10 slides)
- Continuous loading and unloading, with the ability to insert an urgent sample at any time
- No maintenance



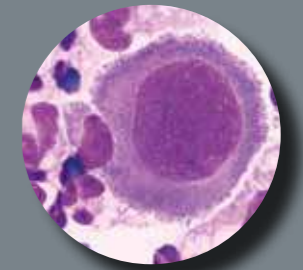
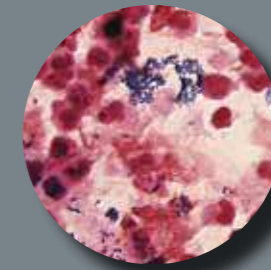
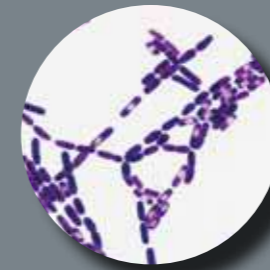
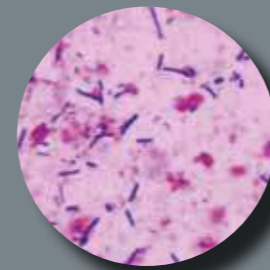

SAFE

- Sealed staining vessel
- Neutralisation of reagents vapours by active carbon filter
- Contact with dangerous materials avoided by the use of drawers
- Automatic draining of reagents past their expiry date



EFFICIENT

- Optimised for the use in bacteriology of the new RAL DIAGNOSTICS staining: Gram-Nicolle, Gram Hücker and 555.
- 10 recorded protocols (adjustable if required)
- Low reagent consumption



RAL Stainer's range in bacteriology

RAL STAINER works exclusively with RAL DIAGNOSTICS stains well known for their quality ever since 1916.

Our stainer duplicates «the bath staining process» and gives as perfect results as well conducted manual techniques.

Stainings are standardised and reproducible. The recommended staining protocols have been optimised by RAL DIAGNOSTICS together with reference laboratories. However, should special contrasts be required, the «dipping time» in each reagent can be adjusted.

The components of all RAL DIAGNOSTICS reagents are of the very highest quality, for a constant, reliable and traceable protocol performance.

KITS RAL STAINER
GRAM-NICOLLE ET GRAM-HÜCKER

- Kit RAL Stainer Gram-Nicolle and Kit RAL Stainer Gram-Hücker
Differential stain for the detection of Gram+ and Gram-
- Fast
 - Ready-to-use
 - High contrast

KIT RAL STAINER 555

- Fast acting variation of May-Grünwald Giemsa Staining for infection diagnosis
- The same results as for MGG staining
 - Ready-to-use reagents
 - Fast