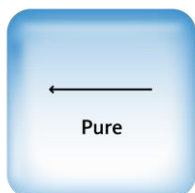


# Product Fact Sheet

## XN-1000 Pure



### Product name

XN-1000 Pure

### Manufacture information

Sysmex Corporation  
[www.sysmex-europe.com](http://www.sysmex-europe.com)

### Summary

The XN-1000 Pure provides the full flexibility of profiles in haematology testing. It targets at laboratories with small to medium workloads where 100 samples/h are suitable. The measurement of routine haematology profiles includes already advanced clinical parameters like nucleated red blood cells (NRBC) and immature granulocytes (IG). Equipped with an additional application for reticulocyte measurement, the XN RET APP, reticulocyte haemoglobin equivalent gives a complete picture and early prognosis of the patient's erythropoiesis by quality and quantity information.

The new XN-IPU (Information Processing Unit) eases operations, fully monitors the analyser performance 24/7 through continuous remote service and supports the accreditation of labs by ensuring i.e. full reagent traceability.




### Productivity values

- The first step into full automation: excellent productivity per square metre
- Decreased TAT through potential reduction of smears by diagnostic applications

### Clinical values

- Standard routine testing supports detection of inflammations or infections and therapy monitoring of infections by reliably counted nucleated red blood cells (NRBC) and immature granulocytes (IG)
- Using the optional RET application reliable diagnosis of anaemic patients based on the complete picture of the erythropoiesis by qualitative and quantitative information becomes standard and early prognosis of therapy monitoring can be realised by advanced clinical parameters and their combinations (e.g. RET-He, IRF)
- Availability of results of high precision in clinically relevant concentration ranges and support in detection of inflammatory processes (e.g. by WBC-BF count completed by PMN, MN) by using the optional BF mode

### Configurations

No.	Name	Application	Description
1	XN-1000 [DIFF]		1 XN-10 unit with a non-reflex sampler for CBC+DIFF screening
			Optional BF mode
2	XN-1000 [RET]		XN-10 unit with a non-reflex sampler for CBC+DIFF screening + RET

	Optional BF mode
---	------------------

### Main components

Article no.	Item	Description	Qty
AP795756	XN-10 haematology unit	Unit for haematology screening testing for the configuration 1,2	1
CM660381	Non-reflex sampler for XN-1000	Sampler main unit to be connected with XN-10	1
AL898214	XN-1000 supply parts (SA-01)	IFU, cables, tubes etc.	1
01330061	Pneumatic unit	External pneumatic unit for XN instruments	1
3700037	Monitor arm	Monitor arm to connect the IPU touch screen	1
37000088	XN IPU	Instrument processing unit to operate the analyser	1
37000033	XN touch panel	Touch screen for XN IPU	1

### Specifications

Feature	Description
<b>Diagnostics parameters (whole blood)</b>	Up to 36 depending on the configuration (refer to "PFS_XN-10")
<b>Research parameters (whole blood)</b>	Up to 42 depending on the configuration (refer to "PFS_XN-10")
<b>Diagnostics parameters (BF)</b>	Up to 7 depending on the configuration (refer to "PFS_XN added value BF")
<b>Research parameters (BF)</b>	Up to 11 depending on the configuration (refer to "PFS_XN added value BF")
<b>Scattergram &amp; histogram</b>	Up to 15 scattergrams Up to 4 histograms
<b>Discrete mode profiles</b>	(refer to "PFS_XN-10")
<b>Technologies</b>	<ul style="list-style-type: none"> <li>- Fluorescence flow cytometry</li> <li>- Hydrodynamic focussed impedance measurement</li> <li>- Light emitting diode (LED) photometry</li> <li>- Adaptive cluster analysis system (ACAS) and special shape</li> </ul>

	recognition analysis of each WBC subpopulation
<b>Throughput</b>	
CBC	Up to 100 samples/hour
CBC+DIFF	Up to 100 samples/hour
CBC+DIFF+RET	Up to 83 samples/hour
CBC+RET	Up to 83 samples/hour
Body Fluid analysis	Up to 40 samples/hour (BF modus only)
<b>Sampler unit loading capacity</b>	5 racks (50 samples)
<b>STAT function</b>	Approx. 1 min by using the manual mode
<b>Reagent management</b>	Always available
<b>Data storage</b>	
Analysis registration function	2,000 records
Samples (incl. graphics)	100,000 results (including histograms and scattergrams)
Patient information	10,000 records
Wards registered	200 wards
Doctors names registered	2,000 records
Selective test orders	12 discrete profiles (depending on the configuration)
Quality control files	99 files 300 plots x 94 files (L-J control) 300 plots x 5 files (XbarM control)
Reagent replacement history	5,000 records
Maintenance history	5,000 records

<b>Dimension</b>	
Main unit (incl. sampler unit)	520x 840x 680 mm (WxHxD)
Pneumatic unit	280x400x355 mm (WxHxD)
<b>Weight</b>	
Main unit (incl. sampler unit)	Approx. 70 kg
Pneumatic unit	Approx. 17 kg
<b>QC functions</b>	
Xbar and or L-J	300 plots x 94 files (L-J control)
Xbar M	300 plots x 5 files (XbarM control)
<b>Interface</b>	
	LP, DP, GP, host computer via LAN
<b>Operative temperature</b>	
	15 to 30 °C
<b>Operative humidity</b>	
	30 to 85 %
<b>Power requirement</b>	
Main unit	AC 100 to 240 V (50/60 Hz)
Sampler	AC 100 to 240 V +/-10 %
Pneumatic unit	AC 220 to 240 V (50/60 Hz)
<b>Power consumption</b>	
Main unit	270 VA or less
Sampler	110 VA or less
Pneumatic unit	50 Hz: 230 VA or less (100-117 V), 220 VA or less (220-240 V) 60 Hz: 280 VA or less (100-117 V), 250 VA or less (220-240 V)

Reference: XN-1000 IFU 1302